

Cryptocurrencies

BTC graph

Lifetime

6 months

198,576.45 PLN

+197,276.59 (15,176.78%) ↑ all time

Dec 11, 15:45 UTC · [Disclaimer](#)

1D | 5D | 1M | 6M | YTD | 1Y | 5Y | Max



198,576.45 PLN

+59,702.05 (42.99%) ↑ past 6 months

Dec 11, 15:45 UTC · [Disclaimer](#)

1D | 5D | 1M | 6M | YTD | 1Y | 5Y | Max

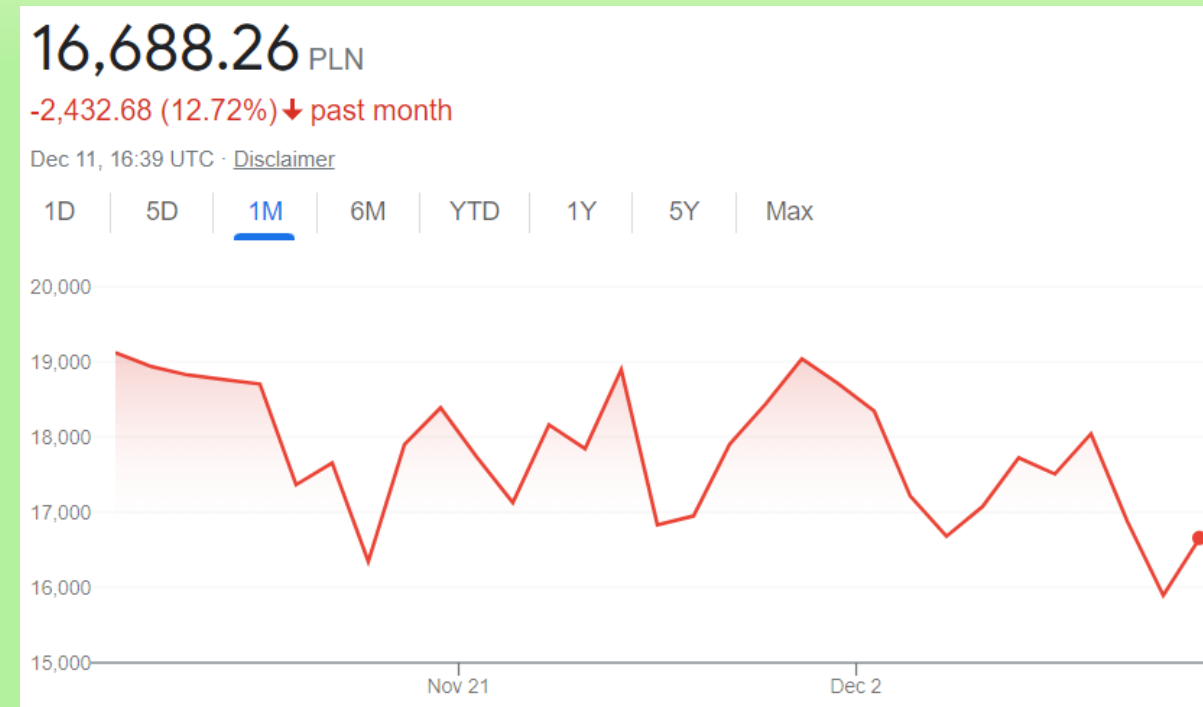


ETH graph

Lifetime



Past month



ETC graph

Lifetime



1 year



XMR graph


Lifetime




6 months



**The best
cryptocurrency?**




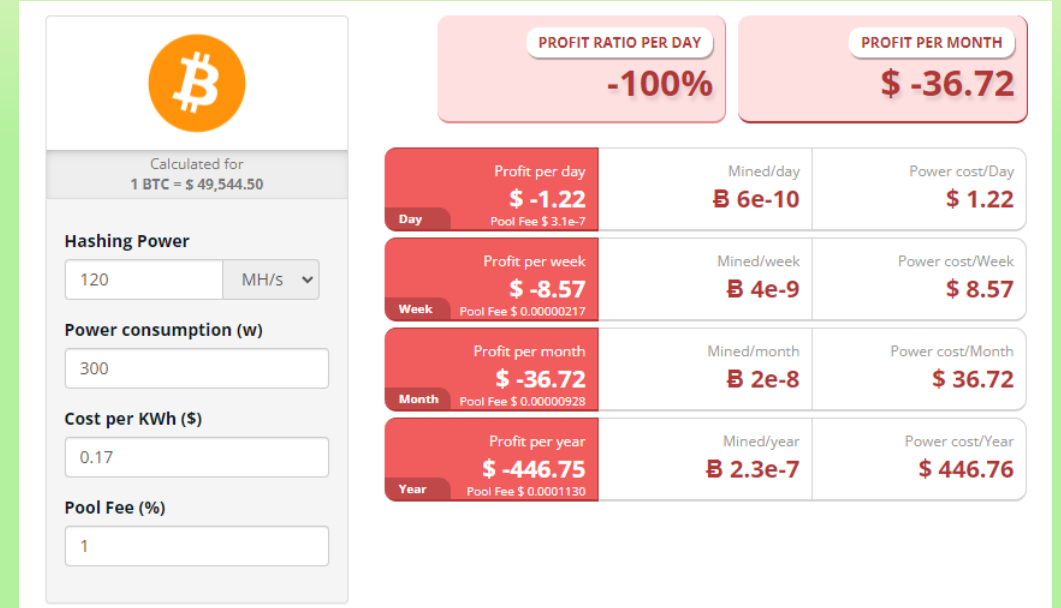
Why?



**Resistance to inflation
and
certainty of its value**

Is it worth to mine?

Nvidia 3090 1500\$ 



Bitcoin mining calculator interface showing input fields and profit/loss results.

Calculated for
1 BTC = \$ 49,544.50

Hashing Power: 120 MH/s

Power consumption (w): 300

Cost per KWh (\$): 0.17

Pool Fee (%): 1

Summary:

- PROFIT RATIO PER DAY: -100%
- PROFIT PER MONTH: \$ -36.72

Period	Profit	Mined	Power cost
Day	\$ -1.22 <small>Pool Fee \$ 3.1e-7</small>	฿ 6e-10	\$ 1.22
Week	\$ -8.57 <small>Pool Fee \$ 0.00000217</small>	฿ 4e-9	\$ 8.57
Month	\$ -36.72 <small>Pool Fee \$ 0.00000928</small>	฿ 2e-8	\$ 36.72
Year	\$ -446.75 <small>Pool Fee \$ 0.0001130</small>	฿ 2.3e-7	\$ 446.76

*Thank you for
watching*

**Adam Starownik
2a**